



| ZONA NORTE | ROBO | HOMICIDIO | LESIONES | VIOLACION | SECUESTRO | DAÑO EN PROPIEDAD AJENA | FRAUDE | ABUSO DE CONFIANZA | DESPOJO | ABIGEATO | ATAQUES AL PUDOR | ESTUPRO | RAPTO | CORRUPCION DE MENORES | ABANDONO DE PERSONA | ATAQUES PELIGROSOS | SUBTOTAL | % | |
|-------------------------|--------------|------------|--------------|------------|-----------|-------------------------|------------|--------------------|------------|-----------|------------------|-----------|----------|-----------------------|---------------------|--------------------|--------------|---------------|--|
| XICOTEPEC DE JUAREZ | 17 | 16 | 24 | 8 | 0 | 13 | 5 | 0 | 6 | 0 | 8 | 0 | 0 | 3 | 1 | 4 | 105 | 1.94 | |
| HUAUCHINANGO | 35 | 5 | 60 | 21 | 0 | 13 | 7 | 1 | 8 | 0 | 4 | 3 | 0 | 1 | 2 | 7 | 167 | 3.09 | |
| ZACATLAN | 10 | 9 | 23 | 4 | 0 | 8 | 7 | 1 | 1 | 1 | 3 | 0 | 0 | 0 | 0 | 4 | 71 | 1.31 | |
| ALATRISTE | 6 | 4 | 10 | 4 | 1 | 6 | 4 | 0 | 0 | 0 | 1 | 0 | 0 | 0 | 0 | 0 | 36 | 0.67 | |
| TEPELA | 1 | 3 | 1 | 1 | 0 | 4 | 0 | 0 | 2 | 0 | 1 | 0 | 1 | 0 | 0 | 0 | 14 | 0.26 | |
| SUBTOTAL | 69 | 37 | 118 | 38 | 1 | 44 | 23 | 2 | 17 | 1 | 17 | 3 | 1 | 4 | 3 | 15 | 393 | 7.27 | |
| ZONA ORIENTE | | | | | | | | | | | | | | | | | | | |
| TEZIUTLAN | 29 | 5 | 94 | 6 | 0 | 18 | 18 | 4 | 7 | 0 | 4 | 1 | 1 | 1 | 4 | 5 | 197 | 3.65 | |
| TLATLAUQUITEPEC | 9 | 9 | 23 | 4 | 0 | 7 | 3 | 1 | 2 | 1 | 0 | 0 | 0 | 1 | 3 | 2 | 65 | 1.20 | |
| ZACAPOAXTLA | 6 | 5 | 35 | 4 | 0 | 8 | 2 | 3 | 1 | 0 | 6 | 0 | 0 | 0 | 5 | 0 | 75 | 1.39 | |
| SAN JUAN DE LOS LLANOS | 12 | 12 | 33 | 4 | 0 | 22 | 10 | 2 | 6 | 2 | 2 | 1 | 0 | 1 | 1 | 5 | 113 | 2.09 | |
| CHALCHICOMULA | 11 | 6 | 35 | 5 | 0 | 16 | 6 | 1 | 9 | 1 | 5 | 6 | 0 | 0 | 4 | 1 | 106 | 1.96 | |
| SUBTOTAL | 67 | 37 | 220 | 23 | 0 | 71 | 39 | 11 | 25 | 4 | 17 | 8 | 1 | 3 | 17 | 13 | 556 | 10.29 | |
| ZONA SUR | | | | | | | | | | | | | | | | | | | |
| ACATLAN | 12 | 17 | 35 | 4 | 0 | 7 | 8 | 2 | 7 | 1 | 1 | 2 | 0 | 0 | 1 | 6 | 103 | 1.91 | |
| CHIAUTLA | 7 | 6 | 21 | 9 | 0 | 8 | 13 | 0 | 1 | 0 | 1 | 1 | 0 | 0 | 0 | 4 | 71 | 1.31 | |
| MATAMOROS | 20 | 18 | 62 | 9 | 0 | 25 | 15 | 2 | 7 | 0 | 4 | 5 | 1 | 0 | 1 | 7 | 176 | 3.26 | |
| ATLXCO | 36 | 16 | 55 | 7 | 1 | 37 | 15 | 2 | 7 | 1 | 8 | 3 | 1 | 0 | 4 | 8 | 201 | 3.72 | |
| SUBTOTAL | 75 | 57 | 173 | 29 | 1 | 77 | 51 | 6 | 22 | 2 | 14 | 11 | 2 | 0 | 6 | 25 | 551 | 10.20 | |
| ZONA SUR-ORIENTE | | | | | | | | | | | | | | | | | | | |
| TEHUACAN | 115 | 30 | 71 | 30 | 0 | 21 | 62 | 7 | 10 | 10 | 7 | 1 | 2 | 1 | 1 | 3 | 371 | 6.87 | |
| TECAMACHALCO | 29 | 18 | 37 | 5 | 0 | 16 | 16 | 2 | 11 | 1 | 2 | 1 | 0 | 0 | 0 | 4 | 142 | 2.63 | |
| TEPEXI | 10 | 15 | 23 | 3 | 1 | 7 | 0 | 1 | 1 | 0 | 1 | 0 | 0 | 0 | 3 | 1 | 66 | 1.22 | |
| SUBTOTAL | 154 | 63 | 131 | 38 | 1 | 44 | 78 | 10 | 22 | 11 | 10 | 2 | 2 | 1 | 4 | 8 | 579 | 10.72 | |
| ZONA CENTRO | | | | | | | | | | | | | | | | | | | |
| HUEJOTZINGO | 79 | 19 | 60 | 6 | 0 | 57 | 30 | 6 | 16 | 2 | 1 | 2 | 0 | 1 | 3 | 2 | 284 | 5.26 | |
| CHOLULA | 61 | 24 | 50 | 15 | 0 | 21 | 39 | 3 | 20 | 0 | 9 | 1 | 0 | 5 | 3 | 2 | 253 | 4.68 | |
| TECALI | 6 | 7 | 18 | 4 | 0 | 9 | 3 | 0 | 1 | 0 | 0 | 0 | 0 | 0 | 2 | 0 | 50 | 0.93 | |
| TEPEACA | 27 | 20 | 57 | 10 | 0 | 61 | 28 | 3 | 24 | 0 | 3 | 1 | 0 | 1 | 6 | 1 | 242 | 4.48 | |
| SUBTOTAL | 173 | 70 | 185 | 35 | 0 | 148 | 100 | 12 | 61 | 2 | 13 | 4 | 0 | 7 | 14 | 5 | 829 | 15.34 | |
| CAPITAL | | | | | | | | | | | | | | | | | | | |
| PUEBLA | 485 | 74 | 663 | 60 | 0 | 637 | 285 | 51 | 58 | 0 | 107 | 7 | 0 | 10 | 30 | 28 | 2,495 | 46.18 | |
| TOTAL | 1,023 | 338 | 1,490 | 223 | 3 | 1,021 | 576 | 92 | 205 | 20 | 178 | 35 | 6 | 25 | 74 | 94 | 5,403 | 100.00 | |

DELITOS DE MAYOR INCIDENCIA
 SUBTOTALES
 TOTALES



| ZONA NORTE | ARMAS E INSTRUMENTOS PROHIBIDOS | ASOCIACION DELICTUOSA | ATAQUES A LAS VIAS DE COMUNICACION | BIGAMIA | ENCUBRIMIENTO | FALSIFICACION DE DOCUMENTOS EN GENERAL | FALSIDAD DE DECLARACION JUDICIAL | ASALTO | ATRACO | ALLANAMIENTO DE MORADA | GOLPES | AMENAZAS | DIFAMACION | CALUMNIA | SUBTOTAL | % |
|------------------------|---------------------------------|-----------------------|------------------------------------|---------|---------------|--|----------------------------------|--------|--------|------------------------|--------|----------|------------|----------|----------|--------|
| XICOTEPEC DE JUAREZ | 4 | 1 | 0 | 0 | 0 | 0 | 0 | 4 | 3 | 1 | 0 | 4 | 3 | 0 | 20 | 2.49 |
| HUAUCHINANGO | 5 | 1 | 4 | 0 | 0 | 2 | 1 | 3 | 2 | 1 | 0 | 3 | 0 | 1 | 23 | 2.86 |
| ZACATLAN | 5 | 0 | 0 | 0 | 0 | 0 | 0 | 1 | 0 | 2 | 0 | 0 | 0 | 1 | 9 | 1.12 |
| ALATRISTE | 2 | 0 | 0 | 0 | 0 | 0 | 0 | 0 | 0 | 1 | 0 | 0 | 0 | 0 | 3 | 0.37 |
| TETELA | 1 | 0 | 0 | 0 | 0 | 0 | 0 | 0 | 0 | 0 | 0 | 1 | 0 | 0 | 2 | 0.25 |
| SUBTOTAL | 17 | 2 | 4 | 0 | 0 | 2 | 1 | 8 | 5 | 5 | 0 | 8 | 3 | 2 | 57 | 7.09 |
| ZONA ORIENTE | 6 | 0 | 0 | 0 | 0 | 1 | 0 | 1 | 0 | 6 | 0 | 3 | 2 | 0 | 19 | 2.36 |
| TEZIUTLAN | 1 | 0 | 0 | 0 | 1 | 1 | 2 | 0 | 0 | 2 | 0 | 1 | 1 | 0 | 9 | 1.12 |
| TLATLAQUITEPEC | 2 | 0 | 3 | 0 | 0 | 2 | 0 | 0 | 1 | 2 | 0 | 1 | 0 | 1 | 12 | 1.49 |
| ZACAPOAXTLA | 3 | 0 | 4 | 0 | 0 | 0 | 0 | 0 | 0 | 4 | 0 | 1 | 1 | 0 | 13 | 1.62 |
| SAN JUAN DE LOS LLANOS | 6 | 0 | 1 | 0 | 0 | 0 | 0 | 1 | 0 | 7 | 0 | 2 | 0 | 0 | 17 | 2.11 |
| CHALCHICOMULA | 18 | 0 | 8 | 0 | 1 | 4 | 2 | 2 | 1 | 21 | 0 | 8 | 4 | 1 | 70 | 8.71 |
| SUBTOTAL | 0 | 0 | 0 | 0 | 0 | 3 | 1 | 0 | 0 | 4 | 2 | 4 | 1 | 0 | 15 | 1.87 |
| ZONA SUR | 1 | 0 | 0 | 0 | 0 | 3 | 0 | 1 | 0 | 5 | 0 | 0 | 0 | 1 | 11 | 1.37 |
| ACATLAN | 2 | 0 | 2 | 0 | 0 | 0 | 0 | 0 | 0 | 15 | 0 | 0 | 2 | 1 | 22 | 2.74 |
| CHIAUTLA | 10 | 0 | 4 | 0 | 0 | 1 | 0 | 0 | 0 | 6 | 0 | 4 | 1 | 0 | 26 | 3.23 |
| MATAMOROS | 13 | 0 | 6 | 0 | 0 | 7 | 1 | 1 | 0 | 30 | 2 | 8 | 4 | 2 | 74 | 9.20 |
| ATLIXCO | 5 | 5 | 2 | 0 | 1 | 3 | 0 | 1 | 0 | 5 | 0 | 4 | 1 | 0 | 27 | 3.36 |
| SUBTOTAL | 2 | 0 | 1 | 0 | 0 | 0 | 3 | 0 | 0 | 3 | 0 | 0 | 2 | 1 | 12 | 1.49 |
| ZONA SUR-ORIENTE | 4 | 0 | 2 | 0 | 0 | 0 | 0 | 0 | 0 | 3 | 0 | 3 | 0 | 0 | 12 | 1.49 |
| TEHUACAN | 11 | 5 | 5 | 0 | 1 | 3 | 3 | 1 | 0 | 11 | 0 | 7 | 3 | 1 | 51 | 6.34 |
| TECAMACHALCO | 11 | 2 | 11 | 1 | 0 | 13 | 1 | 2 | 0 | 5 | 0 | 4 | 2 | 1 | 53 | 6.59 |
| TEPEXI | 6 | 1 | 4 | 1 | 1 | 7 | 2 | 0 | 0 | 0 | 0 | 7 | 0 | 0 | 29 | 3.61 |
| SUBTOTAL | 0 | 0 | 3 | 0 | 0 | 0 | 0 | 0 | 0 | 0 | 0 | 3 | 0 | 0 | 6 | 0.75 |
| ZONA CENTRO | 3 | 0 | 1 | 0 | 0 | 1 | 2 | 0 | 1 | 3 | 0 | 3 | 0 | 0 | 14 | 1.74 |
| HUEJOTZINGO | 20 | 3 | 19 | 2 | 1 | 21 | 5 | 2 | 1 | 8 | 0 | 17 | 2 | 1 | 102 | 12.69 |
| CHOLULA | 95 | 12 | 173 | 4 | 2 | 31 | 28 | 0 | 1 | 45 | 0 | 43 | 8 | 8 | 450 | 55.97 |
| TECALI | 174 | 22 | 215 | 6 | 5 | 68 | 40 | 14 | 8 | 120 | 2 | 91 | 24 | 15 | 804 | 100.00 |
| TEPEACA | | | | | | | | | | | | | | | | |
| SUBTOTAL | | | | | | | | | | | | | | | | |
| CAPITAL | | | | | | | | | | | | | | | | |
| PUEBLA | | | | | | | | | | | | | | | | |
| TOTAL | 174 | 22 | 215 | 6 | 5 | 68 | 40 | 14 | 8 | 120 | 2 | 91 | 24 | 15 | 804 | 100.00 |

DELITOS DE MAYOR INCIDENCIA
 SUB-TOTALES
 TOTALES



H. TRIBUNAL SUPERIOR DE JUSTICIA
 JUNTA DE ADMINISTRACIÓN
 COMISIÓN ADMINISTRATIVA
 DEPTO. DE CONTROL Y EVALUACION DE PROYECTOS
DELITOS ENERO - JULIO 2007



| ZONA NORTE | CHANTAJE | ABORTO | INDUCCION AL SUICIDIO | QUEBRANTAMIENTO DE SANCION | VIOLACION DE CORRESPONDENCIA | SUSTRACION Y TRAFICO DE MENORES | VIOLENCIA INTRAFAMILIAR | RESISTENCIA DE PARTICULARES | QUEBRANTAMIENTO DE SELLOS | DESOBEDIENCIA A UN MANDATO JUDICIAL | PLAGIO | PRIVACION ILEGAL DE LA LIBERTAD | DELITO CONTRA LA ECOLOGIA | INCENDIO | SUBTOTAL | % |
|-------------------------|-----------|----------|-----------------------|----------------------------|------------------------------|---------------------------------|-------------------------|-----------------------------|---------------------------|-------------------------------------|----------|---------------------------------|---------------------------|----------|------------|---------------|
| XICOTEPEC DE JUAREZ | 0 | 0 | 0 | 0 | 0 | 0 | 10 | 2 | 0 | 0 | 1 | 0 | 0 | 0 | 13 | 2.78 |
| HUAUCHINANGO | 0 | 0 | 0 | 0 | 0 | 0 | 43 | 1 | 0 | 0 | 1 | 0 | 2 | 0 | 47 | 10.04 |
| ZACATLAN | 0 | 0 | 0 | 0 | 0 | 0 | 11 | 0 | 0 | 0 | 0 | 0 | 3 | 0 | 14 | 2.99 |
| ALATRISTE | 0 | 0 | 0 | 0 | 0 | 0 | 1 | 0 | 0 | 0 | 0 | 1 | 1 | 0 | 3 | 0.64 |
| TETELA | 0 | 0 | 0 | 0 | 0 | 0 | 5 | 0 | 0 | 0 | 0 | 0 | 1 | 0 | 6 | 1.28 |
| SUBTOTAL | 0 | 0 | 0 | 0 | 0 | 0 | 70 | 3 | 0 | 0 | 2 | 1 | 7 | 0 | 83 | 17.74 |
| ZONA ORIENTE | | | | | | | | | | | | | | | | |
| TEZIUTLAN | 2 | 1 | 0 | 0 | 0 | 1 | 23 | 0 | 0 | 2 | 0 | 1 | 1 | 0 | 31 | 6.62 |
| TLATLAUQUITEPEC | 0 | 0 | 0 | 0 | 0 | 0 | 0 | 0 | 0 | 0 | 0 | 2 | 0 | 0 | 2 | 0.43 |
| ZACAPOAXTLA | 0 | 0 | 0 | 0 | 0 | 0 | 1 | 0 | 0 | 0 | 0 | 0 | 2 | 0 | 3 | 0.64 |
| SAN JUAN DE LOS LLANOS | 0 | 0 | 0 | 0 | 0 | 0 | 4 | 0 | 0 | 2 | 0 | 1 | 1 | 0 | 8 | 1.71 |
| CHALCHICOMULA | 0 | 0 | 0 | 0 | 0 | 0 | 0 | 0 | 0 | 0 | 0 | 1 | 1 | 0 | 2 | 0.43 |
| SUBTOTAL | 2 | 1 | 0 | 0 | 0 | 1 | 28 | 0 | 0 | 4 | 0 | 5 | 5 | 0 | 46 | 9.83 |
| ZONA SUR | | | | | | | | | | | | | | | | |
| ACATLAN | 0 | 0 | 0 | 0 | 0 | 0 | 0 | 0 | 0 | 0 | 0 | 1 | 0 | 0 | 1 | 0.21 |
| CHIAUTLA | 0 | 0 | 0 | 0 | 0 | 0 | 3 | 0 | 0 | 0 | 0 | 0 | 0 | 0 | 3 | 0.64 |
| MATAMOROS | 0 | 0 | 0 | 0 | 0 | 1 | 13 | 0 | 0 | 1 | 0 | 0 | 0 | 0 | 15 | 3.21 |
| ATLIXCO | 1 | 0 | 0 | 0 | 0 | 0 | 5 | 2 | 0 | 16 | 0 | 0 | 1 | 0 | 25 | 5.34 |
| SUBTOTAL | 1 | 0 | 0 | 0 | 0 | 1 | 21 | 2 | 0 | 17 | 0 | 1 | 1 | 0 | 44 | 9.40 |
| ZONA SUR-ORIENTE | | | | | | | | | | | | | | | | |
| TEHUACAN | 2 | 0 | 0 | 0 | 0 | 0 | 20 | 0 | 0 | 0 | 0 | 1 | 0 | 0 | 23 | 4.91 |
| TECAMACHALCO | 1 | 1 | 0 | 0 | 0 | 1 | 4 | 0 | 0 | 0 | 0 | 0 | 1 | 0 | 8 | 1.71 |
| TEPEXI | 0 | 0 | 0 | 0 | 0 | 0 | 8 | 1 | 0 | 0 | 0 | 1 | 0 | 0 | 10 | 2.14 |
| SUBTOTAL | 3 | 1 | 0 | 0 | 0 | 1 | 32 | 1 | 0 | 0 | 0 | 2 | 1 | 0 | 41 | 8.76 |
| ZONA CENTRO | | | | | | | | | | | | | | | | |
| HUEJOTZINGO | 0 | 0 | 0 | 0 | 0 | 0 | 0 | 0 | 0 | 0 | 0 | 5 | 1 | 0 | 6 | 1.28 |
| CHOLULA | 1 | 0 | 0 | 0 | 0 | 0 | 39 | 1 | 0 | 0 | 0 | 1 | 0 | 0 | 42 | 8.97 |
| TECALI | 0 | 0 | 0 | 0 | 0 | 0 | 2 | 0 | 0 | 0 | 0 | 1 | 0 | 0 | 3 | 0.64 |
| TEPEACA | 1 | 0 | 0 | 0 | 0 | 0 | 11 | 0 | 0 | 3 | 0 | 1 | 0 | 0 | 16 | 3.42 |
| SUBTOTAL | 2 | 0 | 0 | 0 | 0 | 0 | 52 | 1 | 0 | 3 | 0 | 8 | 1 | 0 | 67 | 14.32 |
| CAPITAL | | | | | | | | | | | | | | | | |
| PUEBLA | 9 | 1 | 0 | 0 | 0 | 9 | 127 | 15 | 0 | 18 | 0 | 7 | 1 | 0 | 187 | 39.96 |
| TOTAL | 17 | 3 | 0 | 0 | 0 | 12 | 330 | 22 | 0 | 42 | 2 | 24 | 16 | 0 | 468 | 100.00 |

DELITOS DE MAYOR INCIDENCIA
 SUB-TOTALES
 TOTALES



| ZONA NORTE | ULTRAJES A LA MORAL PUBLICA | LENOCINIO | PROVOCACION O APOLOGIA DE DELITO O VICIO | RESPONSABILIDAD DE ABOGADOS Y PATRONOS Y LITIGANTES | RESPONSABILIDAD MEDICA | RESPONSABILIDAD TECNICA | FALSIFICACION DE DOCUMENTOS DE CREDITO | FALSIFICACION DE SELLOS, MARCAS Y PUNZONES | FALSEDAD DE DECLARACIONES JUDICIALES DADAS ANTE UNA AUTORIDAD | OCULTACION O VARIACION DE NOMBRE | USO INDEBIDO DE DOCUMENTO | USURPACION DE FUNCIONES | SUBTOTAL | % |
|-------------------------|-----------------------------|-----------|--|---|------------------------|-------------------------|--|--|---|----------------------------------|---------------------------|-------------------------|-----------|---------------|
| XICOTEPEC DE JUAREZ | 0 | 0 | 0 | 0 | 0 | 0 | 0 | 0 | 0 | 0 | 0 | 0 | 0 | - |
| HUAUCHINANGO | 0 | 0 | 0 | 0 | 0 | 0 | 0 | 0 | 0 | 0 | 0 | 0 | 0 | - |
| ZACATLAN | 0 | 0 | 0 | 0 | 0 | 0 | 0 | 0 | 0 | 0 | 0 | 0 | 0 | - |
| ALATRISTE | 0 | 0 | 0 | 0 | 0 | 0 | 0 | 0 | 0 | 0 | 0 | 0 | 0 | - |
| TETELA | 0 | 0 | 0 | 0 | 0 | 0 | 0 | 0 | 0 | 0 | 0 | 0 | 0 | - |
| SUBTOTAL | 0 | 0 | 0 | 0 | 0 | 0 | 0 | 0 | 0 | 0 | 0 | 0 | 0 | - |
| ZONA ORIENTE | | | | | | | | | | | | | | |
| TEZIUTLAN | 1 | 0 | 0 | 0 | 0 | 0 | 0 | 0 | 0 | 0 | 0 | 0 | 1 | 2.22 |
| TLATLAUQUITEPEC | 0 | 0 | 0 | 0 | 0 | 0 | 0 | 0 | 0 | 0 | 0 | 0 | 0 | - |
| ZACAPOAXTLA | 0 | 0 | 0 | 0 | 0 | 0 | 0 | 0 | 0 | 0 | 0 | 0 | 0 | - |
| SAN JUAN DE LOS LLANOS | 1 | 0 | 0 | 0 | 0 | 0 | 0 | 0 | 0 | 0 | 0 | 0 | 1 | 2.22 |
| CHALCHICOMULA | 0 | 0 | 0 | 0 | 0 | 0 | 0 | 0 | 0 | 0 | 0 | 0 | 0 | - |
| SUBTOTAL | 2 | 0 | 0 | 0 | 0 | 0 | 0 | 0 | 0 | 0 | 0 | 0 | 2 | 4.44 |
| ZONA SUR | | | | | | | | | | | | | | |
| ACATLAN | 0 | 0 | 0 | 0 | 0 | 0 | 0 | 0 | 0 | 0 | 0 | 0 | 0 | - |
| CHIAUTLA | 0 | 0 | 0 | 0 | 0 | 0 | 0 | 0 | 0 | 0 | 0 | 0 | 0 | - |
| MATAMOROS | 0 | 0 | 0 | 1 | 0 | 0 | 0 | 0 | 0 | 0 | 0 | 0 | 1 | 2.22 |
| ATLIXCO | 1 | 0 | 0 | 0 | 1 | 0 | 0 | 0 | 0 | 0 | 0 | 1 | 3 | 6.67 |
| SUBTOTAL | 1 | 0 | 0 | 1 | 1 | 0 | 0 | 0 | 0 | 0 | 0 | 1 | 4 | 8.89 |
| ZONA SUR-ORIENTE | | | | | | | | | | | | | | |
| TEHUACAN | 0 | 0 | 0 | 0 | 0 | 0 | 0 | 0 | 0 | 0 | 0 | 1 | 1 | 2.22 |
| TECAMACHALCO | 0 | 0 | 0 | 0 | 1 | 0 | 0 | 0 | 0 | 0 | 0 | 0 | 1 | 2.22 |
| TEPEXI | 0 | 0 | 0 | 0 | 0 | 0 | 0 | 0 | 0 | 0 | 0 | 0 | 0 | - |
| SUBTOTAL | 0 | 0 | 0 | 0 | 1 | 0 | 0 | 0 | 0 | 0 | 0 | 1 | 2 | 4.44 |
| ZONA CENTRO | | | | | | | | | | | | | | |
| HUEJOTZINGO | 0 | 0 | 0 | 0 | 1 | 0 | 0 | 0 | 0 | 0 | 0 | 0 | 1 | 2.22 |
| CHOLULA | 0 | 1 | 0 | 0 | 0 | 0 | 0 | 1 | 0 | 0 | 0 | 0 | 2 | 4.44 |
| TECALI | 0 | 0 | 0 | 0 | 0 | 0 | 0 | 0 | 0 | 0 | 0 | 0 | 0 | - |
| TEPEACA | 0 | 0 | 0 | 0 | 0 | 0 | 0 | 0 | 0 | 0 | 0 | 0 | 0 | - |
| SUBTOTAL | 0 | 1 | 0 | 0 | 1 | 0 | 0 | 1 | 0 | 0 | 0 | 0 | 3 | 6.67 |
| CAPITAL | | | | | | | | | | | | | | |
| PUEBLA | 3 | 4 | 0 | 3 | 8 | 2 | 0 | 0 | 0 | 0 | 6 | 8 | 34 | 75.56 |
| TOTAL | 6 | 5 | 0 | 4 | 11 | 2 | 0 | 0 | 1 | 0 | 6 | 10 | 45 | 100.00 |

DELITOS DE MAYOR INCIDENCIA
 SUB-TOTALES
 TOTALES



| ZONA NORTE | DELITOS CONTRA EL ORDEN CONSTITUCIONAL | DELITOS CONTRA LA INTEGRIDAD TERRITORIAL DEL ESTADO | REBELION | SEDCION | MOTIN | TERRORISMO | CONSPIRACION | EJERCICIO INDEBIDO O ABANDONO DE FUNCIONES PUBLICAS | ABUSO DE AUTORIDAD | COHECHO | PECULADO | CONCUSION | ENRIQUECIMIENTO ILLICITO | OCULTACION DE INFANTE | SUBTOTAL | % |
|-------------------------|--|---|----------|----------|----------|------------|--------------|---|--------------------|-----------|----------|-----------|--------------------------|-----------------------|-----------|---------------|
| | | | | | | | | | | | | | | | | |
| XICOTEPEC DE JUAREZ | 0 | 0 | 0 | 0 | 0 | 0 | 0 | 0 | 1 | 0 | 0 | 0 | 0 | 0 | 1 | 2.33 |
| HUAUCHINANGO | 0 | 0 | 0 | 0 | 0 | 0 | 0 | 0 | 0 | 0 | 0 | 0 | 0 | 0 | 0 | - |
| ZACATLAN | 0 | 0 | 0 | 0 | 0 | 0 | 0 | 0 | 0 | 0 | 0 | 0 | 0 | 0 | 0 | - |
| ALATRISTE | 0 | 0 | 0 | 0 | 0 | 0 | 0 | 0 | 0 | 0 | 0 | 0 | 0 | 0 | 0 | - |
| TETELA | 0 | 0 | 0 | 0 | 0 | 0 | 0 | 0 | 1 | 0 | 1 | 0 | 0 | 0 | 2 | 4.65 |
| SUBTOTAL | 0 | 0 | 0 | 0 | 0 | 0 | 0 | 0 | 2 | 0 | 1 | 0 | 0 | 0 | 3 | 6.98 |
| ZONA ORIENTE | | | | | | | | | | | | | | | | |
| TEZIUTLAN | 0 | 0 | 0 | 0 | 0 | 0 | 0 | 0 | 0 | 0 | 0 | 0 | 0 | 0 | 0 | - |
| TLATLAUQUITEPEC | 0 | 0 | 0 | 0 | 0 | 0 | 0 | 0 | 0 | 0 | 0 | 0 | 0 | 0 | 0 | - |
| ZACAPOAXTLA | 0 | 0 | 0 | 0 | 0 | 0 | 0 | 0 | 0 | 0 | 0 | 0 | 0 | 0 | 0 | - |
| SAN JUAN DE LOS LLANOS | 0 | 0 | 0 | 0 | 0 | 0 | 0 | 0 | 0 | 0 | 0 | 0 | 0 | 0 | 0 | - |
| CHALCHICOMULA | 0 | 0 | 0 | 0 | 0 | 0 | 0 | 0 | 0 | 0 | 0 | 0 | 0 | 0 | 0 | - |
| SUBTOTAL | 0 | 0 | 0 | 0 | 0 | 0 | 0 | 0 | 0 | 0 | 0 | 0 | 0 | 0 | 0 | - |
| ZONA SUR | | | | | | | | | | | | | | | | |
| ACATLAN | 0 | 0 | 0 | 0 | 0 | 0 | 0 | 0 | 0 | 0 | 0 | 0 | 0 | 0 | 0 | - |
| CHIAUTLA | 0 | 0 | 0 | 0 | 0 | 0 | 0 | 0 | 0 | 0 | 0 | 0 | 0 | 0 | 0 | - |
| MATAMOROS | 0 | 0 | 0 | 0 | 0 | 0 | 0 | 0 | 3 | 0 | 0 | 0 | 0 | 0 | 3 | 6.98 |
| ATLIXCO | 0 | 0 | 0 | 0 | 0 | 0 | 0 | 0 | 2 | 0 | 0 | 0 | 0 | 0 | 2 | 4.65 |
| SUBTOTAL | 0 | 0 | 0 | 0 | 0 | 0 | 0 | 0 | 5 | 0 | 0 | 0 | 0 | 0 | 5 | 11.63 |
| ZONA SUR-ORIENTE | | | | | | | | | | | | | | | | |
| TEHUACAN | 0 | 0 | 0 | 0 | 0 | 0 | 0 | 0 | 1 | 0 | 0 | 0 | 0 | 0 | 1 | 2.33 |
| TECAMACHALCO | 0 | 0 | 0 | 0 | 0 | 0 | 0 | 0 | 1 | 0 | 1 | 0 | 0 | 0 | 2 | 4.65 |
| TEPEXI | 0 | 0 | 0 | 0 | 0 | 0 | 0 | 0 | 0 | 0 | 0 | 0 | 0 | 0 | 0 | - |
| SUBTOTAL | 0 | 0 | 0 | 0 | 0 | 0 | 0 | 0 | 2 | 0 | 1 | 0 | 0 | 0 | 3 | 6.98 |
| ZONA CENTRO | | | | | | | | | | | | | | | | |
| HUEJOTZINGO | 0 | 0 | 0 | 0 | 0 | 0 | 0 | 0 | 0 | 0 | 0 | 0 | 0 | 0 | 0 | - |
| CHOLULA | 0 | 0 | 0 | 0 | 0 | 0 | 0 | 0 | 3 | 4 | 0 | 0 | 0 | 0 | 7 | 16.28 |
| TECALI | 0 | 0 | 0 | 0 | 0 | 0 | 0 | 0 | 2 | 0 | 1 | 0 | 0 | 0 | 3 | 6.98 |
| TEPEACA | 0 | 0 | 0 | 0 | 0 | 0 | 0 | 0 | 2 | 3 | 0 | 0 | 0 | 0 | 5 | 11.63 |
| SUBTOTAL | 0 | 0 | 0 | 0 | 0 | 0 | 0 | 0 | 7 | 7 | 1 | 0 | 0 | 0 | 15 | 34.88 |
| CAPITAL | | | | | | | | | | | | | | | | |
| PUEBLA | 0 | 0 | 0 | 0 | 2 | 0 | 0 | 0 | 7 | 8 | 0 | 0 | 0 | 0 | 17 | 39.53 |
| TOTAL | 0 | 0 | 0 | 0 | 2 | 0 | 0 | 0 | 23 | 15 | 3 | 0 | 0 | 0 | 43 | 100.00 |

DELITOS DE MAYOR INCIDENCIA
 SUBTOTALES
 TOTALES



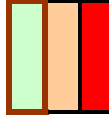
H. TRIBUNAL SUPERIOR DE JUSTICIA
 JUNTA DE ADMINISTRACIÓN
 COMISIÓN ADMINISTRATIVA
 DEPTO. DE CONTROL Y EVALUACION DE PROYECTOS
DELITOS ENERO - JULIO 2007



| ZONA NORTE | CONTRA EL ESTADO CIVIL | EVASION DE PRESOS | USURPACION DE PROFESION | OTROS | TRAFICO DE INFLUENCIA | PORNOGRAFIA INFANTIL | SUBTOTAL | % | TOTAL | % |
|-------------------------|------------------------|-------------------|-------------------------|------------|-----------------------|----------------------|------------|---------------|--------------|---------------|
| | | | | | | | | | | |
| XICOTEPEC DE JUAREZ | 0 | 0 | 0 | 3 | 0 | 0 | 3 | 2.22 | 142 | 2.06 |
| HUAUCHINANGO | 0 | 0 | 0 | 11 | 0 | 0 | 11 | 8.15 | 248 | 3.60 |
| ZACATLAN | 0 | 0 | 1 | 0 | 0 | 0 | 1 | 0.74 | 95 | 1.38 |
| ALATRISTE | 0 | 0 | 0 | 1 | 0 | 0 | 1 | 0.74 | 43 | 0.62 |
| TETELA | 0 | 0 | 1 | 0 | 0 | 0 | 1 | 0.74 | 25 | 0.36 |
| SUBTOTAL | 0 | 0 | 2 | 15 | 0 | 0 | 17 | 12.59 | 553 | 8.02 |
| ZONA ORIENTE | | | | | | | | | | |
| TEZIUTLAN | 0 | 0 | 1 | 1 | 0 | 0 | 2 | 1.48 | 250 | 3.62 |
| TLATLAUQUITEPEC | 0 | 0 | 0 | 0 | 0 | 0 | 0 | - | 76 | 1.10 |
| ZACAPOAXTLA | 0 | 0 | 0 | 0 | 0 | 0 | 0 | - | 90 | 1.30 |
| SAN JUAN DE LOS LLANOS | 0 | 0 | 0 | 1 | 0 | 0 | 1 | 0.74 | 136 | 1.97 |
| CHALCHICOMULA | 0 | 0 | 0 | 0 | 0 | 0 | 0 | - | 125 | 1.81 |
| SUBTOTAL | 0 | 0 | 1 | 2 | 0 | 0 | 3 | 2.22 | 677 | 9.81 |
| ZONA SUR | | | | | | | | | | |
| ACATLAN | 0 | 0 | 0 | 4 | 0 | 0 | 4 | 2.96 | 123 | 1.78 |
| CHIAUTLA | 0 | 0 | 0 | 0 | 0 | 0 | 0 | - | 85 | 1.23 |
| MATAMOROS | 0 | 0 | 0 | 0 | 0 | 0 | 0 | - | 217 | 3.15 |
| ATLIXCO | 0 | 0 | 0 | 1 | 0 | 0 | 1 | 0.74 | 258 | 3.74 |
| SUBTOTAL | 0 | 0 | 0 | 5 | 0 | 0 | 5 | 3.70 | 683 | 9.90 |
| ZONA SUR-ORIENTE | | | | | | | | | | |
| TEHUACAN | 0 | 0 | 0 | 44 | 0 | 0 | 44 | 32.59 | 467 | 6.77 |
| TECAMACHALCO | 0 | 0 | 1 | 1 | 0 | 0 | 2 | 1.48 | 167 | 2.42 |
| TEPEXI | 0 | 0 | 0 | 0 | 0 | 0 | 0 | - | 88 | 1.28 |
| SUBTOTAL | 0 | 0 | 1 | 45 | 0 | 0 | 46 | 34.07 | 722 | 10.47 |
| ZONA CENTRO | | | | | | | | | | |
| HUEJOTZINGO | 0 | 0 | 0 | 5 | 0 | 0 | 5 | 3.70 | 349 | 5.06 |
| CHOLULA | 1 | 0 | 2 | 4 | 0 | 0 | 7 | 5.19 | 340 | 4.93 |
| TECALI | 0 | 0 | 0 | 0 | 0 | 0 | 0 | - | 62 | 0.90 |
| TEPEACA | 0 | 0 | 0 | 0 | 0 | 0 | 0 | - | 277 | 4.02 |
| SUBTOTAL | 1 | 0 | 2 | 9 | 0 | 0 | 12 | 8.89 | 1,028 | 14.90 |
| CAPITAL | | | | | | | | | | |
| PUEBLA | 1 | 0 | 2 | 49 | 0 | 0 | 52 | 38.52 | 3,235 | 46.90 |
| TOTAL | 2 | 0 | 8 | 125 | 0 | 0 | 135 | 100.00 | 6,898 | 100.00 |

| CAPITAL | ROBO | HOMICIDIO | LESIONES | VIOLACION | SECUESTRO | DAÑO EN PROPIEDAD AJENA | FRAUDE | ABUSO DE CONFIANZA | DESPOJO | ABIGEATO | ATAQUES AL PUADOR | ESTUPRO | RAPTO | CORRUPCION DE MENORES | ABANDONO DE PERSONA | ATAQUES PELIGROSOS | SUBTOTAL | % |
|--------------|------------|-----------|------------|-----------|-----------|-------------------------|------------|--------------------|-----------|----------|-------------------|----------|----------|-----------------------|---------------------|--------------------|--------------|---------------|
| PRIMERO | 56 | 7 | 95 | 16 | 0 | 55 | 23 | 7 | 3 | 0 | 5 | 0 | 0 | 2 | 2 | 5 | 276 | 11.06 |
| SEGUNDO | 53 | 6 | 62 | 4 | 0 | 75 | 43 | 8 | 2 | 0 | 7 | 0 | 0 | 0 | 6 | 2 | 268 | 10.74 |
| TERCERO | 57 | 7 | 75 | 9 | 0 | 63 | 49 | 6 | 8 | 0 | 12 | 1 | 0 | 2 | 3 | 5 | 297 | 11.90 |
| CUARTO | 65 | 9 | 68 | 3 | 0 | 73 | 27 | 3 | 8 | 0 | 11 | 0 | 0 | 1 | 6 | 2 | 276 | 11.06 |
| QUINTO | 49 | 8 | 89 | 3 | 0 | 85 | 21 | 4 | 7 | 0 | 9 | 1 | 0 | 1 | 4 | 1 | 282 | 11.30 |
| SEXTO | 60 | 7 | 73 | 6 | 0 | 66 | 43 | 6 | 11 | 0 | 11 | 1 | 0 | 0 | 5 | 1 | 290 | 11.62 |
| SEPTIMO | 50 | 12 | 53 | 6 | 0 | 72 | 34 | 7 | 3 | 0 | 39 | 4 | 0 | 3 | 1 | 7 | 291 | 11.66 |
| OCTAVO | 50 | 6 | 67 | 6 | 0 | 66 | 20 | 6 | 12 | 0 | 6 | 0 | 0 | 1 | 1 | 2 | 243 | 9.74 |
| NOVENO | 45 | 12 | 81 | 7 | 0 | 82 | 25 | 4 | 4 | 0 | 7 | 0 | 0 | 0 | 2 | 3 | 272 | 10.90 |
| TOTAL | 485 | 74 | 663 | 60 | 0 | 637 | 285 | 51 | 58 | 0 | 107 | 7 | 0 | 10 | 30 | 28 | 2,495 | 100.00 |

DELITOS DE MAYOR INCIDENCIA
SUBTOTALES
TOTALES




| CAPITAL | ARMAS E INSTRUMENTOS PROHIBIDOS | ASOCIACION DELICTUOSA | ATAQUES A LAS VIAS DE COMUNICACION | BIGAMIA | ENCUBRIMIENTO | FALSIFICACION DE DOCUMENTOS EN GENERAL | FALSEDADE DE DECLARACION JUDICIAL | ASALTO | ATRACO | ALLANAMIENTO DE MORADA | GOLPES | AMENAZAS | DIFAMACION | CALUMNIA | SUBTOTAL | % |
|--------------|---------------------------------|-----------------------|------------------------------------|----------|---------------|--|-----------------------------------|----------|----------|------------------------|----------|-----------|------------|----------|------------|---------------|
| PRIMERO | 17 | 1 | 17 | 1 | 1 | 4 | 4 | 0 | 0 | 7 | 0 | 4 | 1 | 1 | 58 | 12.89 |
| SEGUNDO | 5 | 2 | 20 | 2 | 0 | 2 | 6 | 0 | 0 | 2 | 0 | 1 | 0 | 2 | 42 | 9.33 |
| TERCERO | 9 | 1 | 14 | 0 | 0 | 3 | 2 | 0 | 0 | 4 | 0 | 3 | 1 | 3 | 40 | 8.89 |
| CUARTO | 11 | 2 | 15 | 0 | 1 | 3 | 2 | 0 | 0 | 6 | 0 | 7 | 1 | 0 | 48 | 10.67 |
| QUINTO | 10 | 2 | 21 | 1 | 0 | 1 | 5 | 0 | 0 | 7 | 0 | 6 | 2 | 1 | 56 | 12.44 |
| SEXTO | 11 | 1 | 22 | 0 | 0 | 2 | 2 | 0 | 0 | 5 | 0 | 2 | 1 | 0 | 46 | 10.22 |
| SEPTIMO | 8 | 1 | 19 | 0 | 0 | 5 | 2 | 0 | 0 | 6 | 0 | 8 | 0 | 0 | 49 | 10.89 |
| OCTAVO | 9 | 1 | 25 | 0 | 0 | 8 | 2 | 0 | 0 | 5 | 0 | 6 | 1 | 1 | 58 | 12.89 |
| NOVENO | 15 | 1 | 20 | 0 | 0 | 3 | 3 | 0 | 1 | 3 | 0 | 6 | 1 | 0 | 53 | 11.78 |
| TOTAL | 95 | 12 | 173 | 4 | 2 | 31 | 28 | 0 | 1 | 45 | 0 | 43 | 8 | 8 | 450 | 100.00 |

DELITOS DE MAYOR INCIDENCIA
SUB-TOTALES
TOTALES

| |
|--|
| |
| |
| |

| CAPITAL | CHANTAJE | ABORTO | INDUCCION AL SUICIDIO | QUEBRANTAMIENTO DE SANCION | VIOLACION DE CORRESPONDENCIA | SUSTRACION Y TRÁFICO DE MENORES | VIOLENCIA INTRAFAMILIAR | RESISTENCIA DE PARTICULARES | QUEBRANTAMIENTO DE SELLOS | DESOBEDIENCIA A UN MANDATO JUDICIAL | PLAGIO | PRIVACION ILEGAL DE LA LIBERTAD | DELITO CONTRA LA ECOLOGÍA | INCENDIO | SUBTOTAL | % |
|--------------|----------|----------|-----------------------|----------------------------|------------------------------|---------------------------------|-------------------------|-----------------------------|---------------------------|-------------------------------------|----------|---------------------------------|---------------------------|----------|------------|---------------|
| PRIMERO | 0 | 0 | 0 | 0 | 0 | 0 | 19 | 0 | 0 | 3 | 0 | 2 | 0 | 0 | 24 | 12.83 |
| SEGUNDO | 1 | 0 | 0 | 0 | 0 | 0 | 15 | 1 | 0 | 2 | 0 | 0 | 0 | 0 | 19 | 10.16 |
| TERCERO | 3 | 0 | 0 | 0 | 0 | 2 | 20 | 1 | 0 | 2 | 0 | 1 | 0 | 0 | 29 | 15.51 |
| CUARTO | 0 | 0 | 0 | 0 | 0 | 0 | 0 | 0 | 0 | 0 | 0 | 1 | 0 | 0 | 1 | 0.53 |
| QUINTO | 1 | 0 | 0 | 0 | 0 | 1 | 16 | 3 | 0 | 7 | 0 | 1 | 0 | 0 | 29 | 15.51 |
| SEXTO | 2 | 0 | 0 | 0 | 0 | 2 | 17 | 0 | 0 | 0 | 0 | 1 | 0 | 0 | 22 | 11.76 |
| SEPTIMO | 1 | 0 | 0 | 0 | 0 | 3 | 10 | 4 | 0 | 0 | 0 | 1 | 0 | 0 | 19 | 10.16 |
| OCTAVO | 0 | 1 | 0 | 0 | 0 | 0 | 16 | 1 | 0 | 4 | 0 | 0 | 0 | 0 | 22 | 11.76 |
| NOVENO | 1 | 0 | 0 | 0 | 0 | 1 | 14 | 5 | 0 | 0 | 0 | 0 | 1 | 0 | 22 | 11.76 |
| TOTAL | 9 | 1 | 0 | 0 | 0 | 9 | 127 | 15 | 0 | 18 | 0 | 7 | 1 | 0 | 187 | 100.00 |

DELITOS DE MAYOR INCIDENCIA
SUBTOTALES
TOTALES



| CAPITAL | ULTRAJES A LA MORAL PUBLICA | LENOCCINIO | PROVOCACION O APOLOGIA DE DELITO O VICIO | RESPONSABILIDAD DE ABOGADOS PATRONOS Y LITIGANTES | RESPONSABILIDAD MEDICA | RESPONSABILIDAD TECNICA | FALSIFICACION DE ACCIONES, Y DOCUMENTOS DE CREDITO | FALSIFICACION DE SELLOS, MARCAS Y PUNZONES | FALSEDAD DE DECLARACIONES JUDICIALES DADAS ANTE UNA AUTORIDAD | OCULTACION O VARIACION DE NOMBRE | USO INDEBIDO DE DOCUMENTO | USURPACION DE FUNCIONES | SUBTOTAL | % |
|--------------|-----------------------------|------------|--|---|------------------------|-------------------------|--|--|---|----------------------------------|---------------------------|-------------------------|-----------|---------------|
| PRIMERO | 1 | 1 | 0 | 0 | 0 | 0 | 0 | 0 | 0 | 0 | 2 | 3 | 7 | 20.59 |
| SEGUNDO | 1 | 0 | 0 | 1 | 0 | 1 | 0 | 0 | 0 | 0 | 0 | 0 | 3 | 8.82 |
| TERCERO | 0 | 2 | 0 | 1 | 2 | 0 | 0 | 0 | 0 | 0 | 0 | 0 | 5 | 14.71 |
| CUARTO | 0 | 0 | 0 | 0 | 1 | 0 | 0 | 0 | 0 | 0 | 0 | 0 | 1 | 2.94 |
| QUINTO | 0 | 0 | 0 | 0 | 0 | 0 | 0 | 0 | 0 | 0 | 2 | 0 | 2 | 5.88 |
| SEXTO | 0 | 0 | 0 | 0 | 0 | 0 | 0 | 0 | 0 | 0 | 0 | 0 | 0 | - |
| SEPTIMO | 1 | 1 | 0 | 0 | 1 | 1 | 0 | 0 | 0 | 0 | 0 | 1 | 5 | 14.71 |
| OCTAVO | 0 | 0 | 0 | 0 | 1 | 0 | 0 | 0 | 0 | 0 | 2 | 3 | 6 | 17.65 |
| NOVENO | 0 | 0 | 0 | 1 | 3 | 0 | 0 | 0 | 0 | 0 | 0 | 1 | 5 | 14.71 |
| TOTAL | 3 | 4 | 0 | 3 | 8 | 2 | 0 | 0 | 0 | 0 | 6 | 8 | 34 | 100.00 |

DELITOS DE MAYOR INCIDENCIA
SUBTOTALES
TOTALES

| |
|--|
| |
| |
| |

| CAPITAL | DELITOS CONTRA EL ORDEN CONSTITUCIONAL | DELITOS CONTRA LA INTEGRIDAD TERRITORIAL DEL ESTADO | REBELION SEDICION | MOTIN | TERRORISMO | CONSPIRACION | EJERCICIO INDEBIDO O ABANDONO DE FUNCIONES PUBLICAS | ABUSO DE AUTORIDAD | COHECHO | PECULADO | CONCUSION | ENRIQUECIMIENTO Ilicito | OCULTACION DE INFANTE | SUBTOTAL | % |
|--------------|--|---|-------------------|----------|------------|--------------|---|--------------------|----------|----------|-----------|-------------------------|-----------------------|-----------|---------------|
| PRIMERO | 0 | 0 | 0 | 0 | 2 | 0 | 0 | 2 | 4 | 0 | 0 | 0 | 0 | 8 | 47.06 |
| SEGUNDO | 0 | 0 | 0 | 0 | 0 | 0 | 0 | 0 | 0 | 0 | 0 | 0 | 0 | 0 | - |
| TERCERO | 0 | 0 | 0 | 0 | 0 | 0 | 0 | 0 | 2 | 0 | 0 | 0 | 0 | 2 | 11.76 |
| CUARTO | 0 | 0 | 0 | 0 | 0 | 0 | 0 | 0 | 0 | 0 | 0 | 0 | 0 | 0 | - |
| QUINTO | 0 | 0 | 0 | 0 | 0 | 0 | 0 | 1 | 0 | 0 | 0 | 0 | 0 | 1 | 5.88 |
| SEXTO | 0 | 0 | 0 | 0 | 0 | 0 | 0 | 0 | 0 | 0 | 0 | 0 | 0 | 0 | - |
| SEPTIMO | 0 | 0 | 0 | 0 | 0 | 0 | 0 | 1 | 0 | 0 | 0 | 0 | 0 | 1 | 5.88 |
| OCTAVO | 0 | 0 | 0 | 0 | 0 | 0 | 0 | 3 | 1 | 0 | 0 | 0 | 0 | 4 | 23.53 |
| NOVENO | 0 | 0 | 0 | 0 | 0 | 0 | 0 | 0 | 1 | 0 | 0 | 0 | 0 | 1 | 5.88 |
| TOTAL | 0 | 0 | 0 | 0 | 2 | 0 | 0 | 7 | 8 | 0 | 0 | 0 | 0 | 17 | 100.00 |

DELITOS DE MAYOR INCIDENCIA
SUBTOTALES
TOTALES

| |
|--|
| |
| |
| |

| CAPITAL | CONTRA EL ESTADO CIVIL | EVASION DE PRESOS | USURPACION DE PROFESION | OTROS | TRAFICO DE INFLUENCIA | PORNOGRAFIA INFANTIL | SUBTOTAL | % | TOTAL | % |
|--------------|------------------------|-------------------|-------------------------|-----------|-----------------------|----------------------|-----------|---------------|--------------|---------------|
| PRIMERO | 0 | 0 | 1 | 1 | 0 | 0 | 2 | 3.85 | 375 | 11.59 |
| SEGUNDO | 0 | 0 | 0 | 0 | 0 | 0 | 0 | - | 332 | 10.26 |
| TERCERO | 0 | 0 | 0 | 6 | 0 | 0 | 6 | 11.54 | 379 | 11.72 |
| CUARTO | 0 | 0 | 0 | 7 | 0 | 0 | 7 | 13.46 | 333 | 10.29 |
| QUINTO | 0 | 0 | 0 | 2 | 0 | 0 | 2 | 3.85 | 372 | 11.50 |
| SEXTO | 0 | 0 | 0 | 0 | 0 | 0 | 0 | - | 358 | 11.07 |
| SEPTIMO | 0 | 0 | 1 | 8 | 0 | 0 | 9 | 17.31 | 374 | 11.56 |
| OCTAVO | 0 | 0 | 0 | 25 | 0 | 0 | 25 | 48.08 | 358 | 11.07 |
| NOVENO | 1 | 0 | 0 | 0 | 0 | 0 | 1 | 1.92 | 354 | 10.94 |
| TOTAL | 1 | 0 | 2 | 49 | 0 | 0 | 52 | 100.00 | 3,235 | 100.00 |